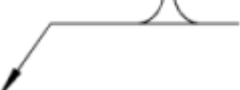
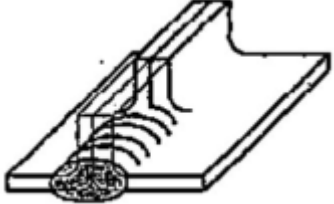
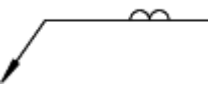

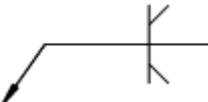
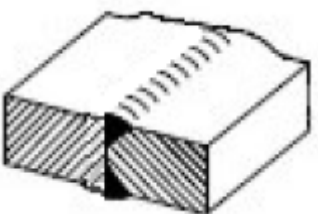

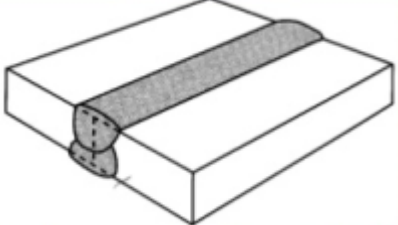


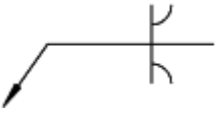
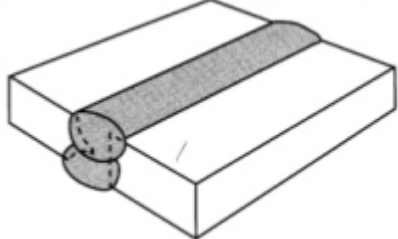

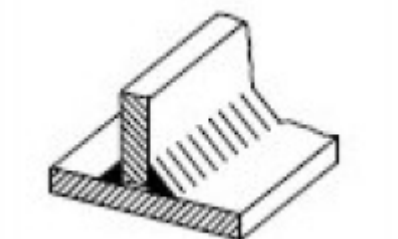
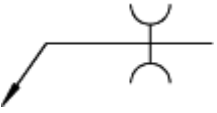
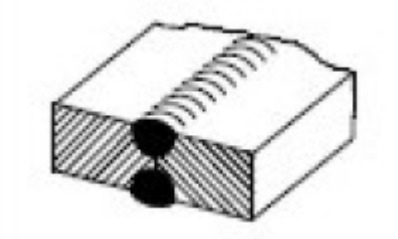
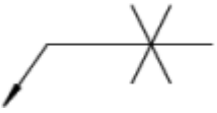
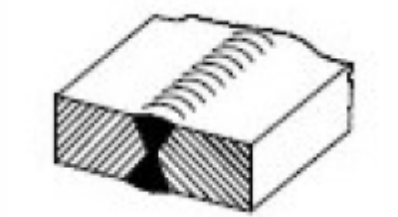
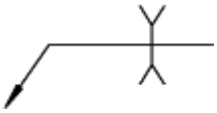
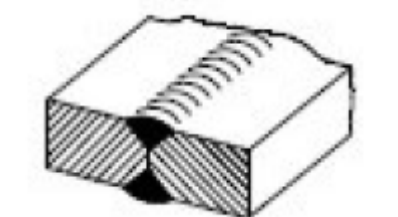
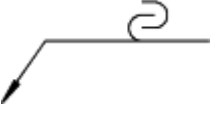


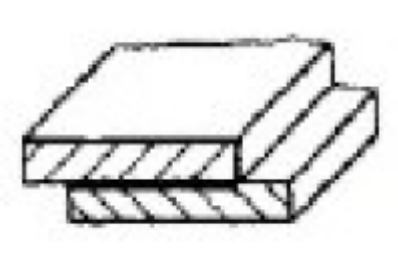
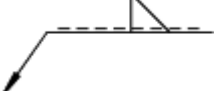
Schweißnahtsymbole

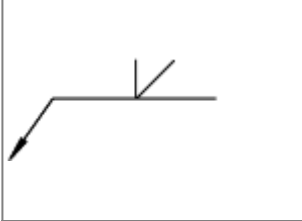

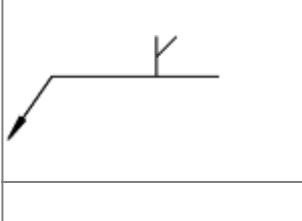
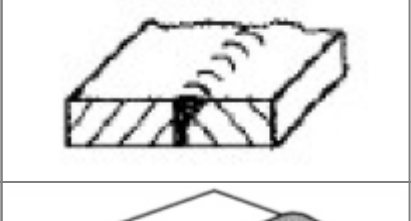
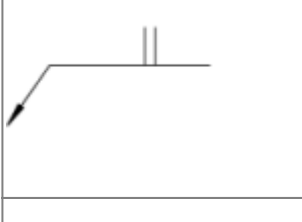
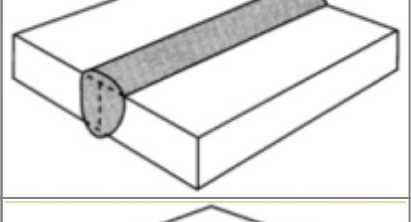
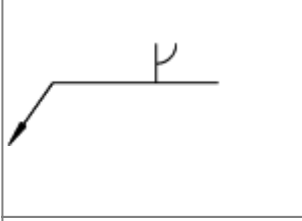
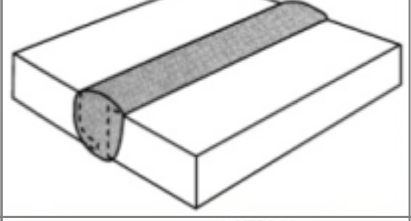
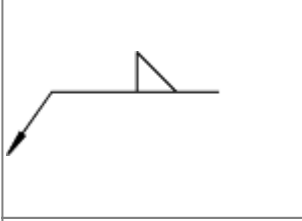
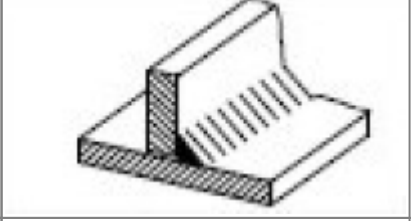
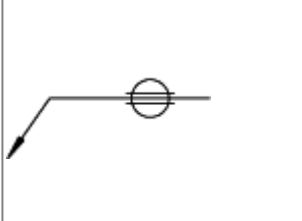
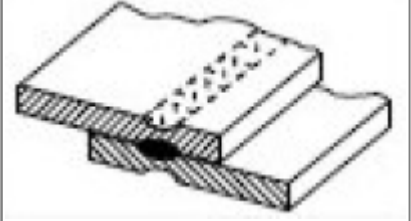
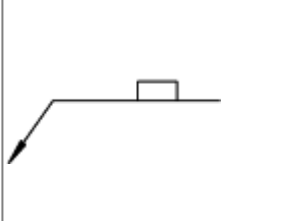
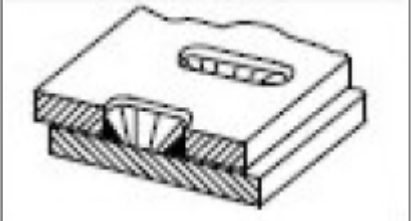
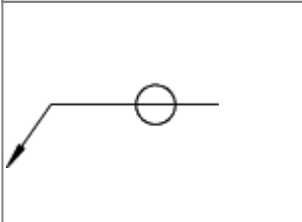
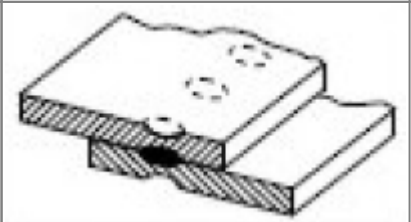
Schweißnähte werden in Technischen Zeichnungen nach DIN EN 22553 (ersetzt DIN 1912) gekennzeichnet. Die Kennzeichnung besteht aus einer Pfeillinie und Bezugslinie, sowie verschiedenen Angaben:



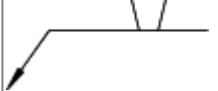


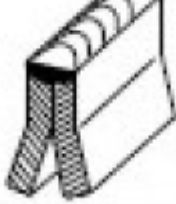


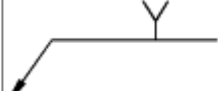

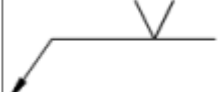



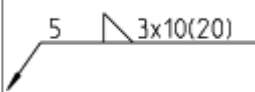
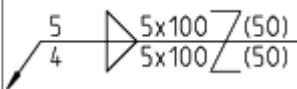
- Nahtdicke
- Symbol für die Form der Schweißnaht
- Schweißnahtlänge
- Schweißverfahren und Schweißposition
- Zusatzwerkstoff
- Bewertungsgruppe

In der unten stehenden Tabelle werden alle Symbole und Zusatzsymbole, sowie mögliche Zusatzangaben und die deutschen sowie teilweise englischen Bezeichnungen aufgeführt.

Schweißsymbol	Schweißnaht	Darstellung
	Bördelnaht Flange edge	
	Auftragungsschweißung Surfacing	
	Doppel HY-Naht Double J groove	
	Doppel I-Naht Double square groove	

Schweißsymbol	Schweißnaht	Darstellung
	Doppel J-Naht/HU-Naht Double J groove	
	Doppel Kehlnaht Double fillet	
	Doppel U-Naht Double U groove	
	Doppel V-Naht Double V groove	
	Doppel Y-Naht Double Y groove	
	Falznaht	
	Flächennaht	
	Kehlnaht auf der Gegenlage / Gegenseite des Stoßes	

Schweißsymbol	Schweißnaht	Darstellung
	<p>HV-Naht Bevel groove</p>	
	<p>HY-Naht J groove</p>	
	<p>I-Naht Square groove</p>	
	<p>J-Naht J groove</p>	
	<p>Kehlnaht Fillet</p>	
	<p>Liniennaht Seam</p>	
	<p>Lochnaht Plug or slot</p>	
	<p>Punktschweißung Spot or projection</p>	

Schweißsymbol	Schweißnaht	Darstellung
	Schrägnaht	
	Steiflankennaht	
	Stirnflachnaht	
	U-Naht U groove	
	Y-Naht Y groove	
	V-Naht V groove	
	Umlaufende Kehlnaht	
	Umlaufende Kehlnaht mit Nahtdicke 5	
	Unterbrochene Kehlnaht mit Nahtdicke 5, 3 Einzelnähte, Einzelnahtlänge 10, Nahtabstand 20	
	versetzte, unterbrochene Kehlnaht, Nahtdicke 5 bzw. 4 auf Gegenlage	

Schweißsymbol	Schweißnaht	Darstellung
 The image shows a standard welding symbol for a V-groove joint. It consists of a horizontal line representing the weld, with a V-shaped groove symbol above it. A small arrow points to the left, indicating the direction of the weld.	VU-Naht VU groove	

[schweißen, info](#)

From:
<https://test-it.gdl-solutions.de/> -

Permanent link:
<https://test-it.gdl-solutions.de/doku.php/infos:fachbereiche:fertigung:schweißen:schweissnahtsymbole?rev=1424690433>

Last update: **2025/08/28 12:40**

